






## ECR motor with integrated electronic control

- Constant speed across voltage range
- Drop-in retrofit solution
- Simple and robust
- RoHS and REACH compliant



Specifications	
Input voltage range	190-254V or 90-140V
Output power range	12/16W
Speed range	1500/1800rpm synchronous, 50/60Hz
Max. input current (rated)	0.16-0.34A
Insulation class	Class A
Thermal protection	Self-resetting thermal protection, electronic locked rotor/stall detection
Refrigerant compatibility	HFC, CO2 and hydrocarbon (per IEC 60335-2-89 Annex BB)
ATEX (EX)	ATEX (IEC 60079-15 – Group 2, Category 3G) for motor models with ECR***X***
IP rating	IP55
Operating temp. range	-30°C to +50°C (-22°F to +122°F)
Storage temp. range	-40°C to +80°C (-40°F to +176°F)
Weight (max)	0.80kg (1.76lb)
Approvals	    

Suitable Fans*					
	152mm (6")	172mm (7")	200mm (8")	222mm (8.75")	230mm (9")
	All Pitches	Up to 34°	Up to 34°	Up to 25°	Up to 22°
1500 rpm	✓	✓	✓	✓	✓
1800 rpm	✓	✓	✗	✓	✗

\*Indicative and dependent on model

Motor	Voltage V / Hz	Current A	Speed RPM	Output Power W	Approval
ECR82PX**1	230 / 50	0.16	1500	12	CE, VDE, ATEX, CCC
ECR82PX**2	230 / 60	0.19	1800	16	CE, VDE, UL, cUL, ATEX
ECR82P***1	230 / 50	0.16	1500	12	CE, VDE, CCC
ECR82P***2	230 / 60	0.19	1800	16	CE, VDE, UL, cUL
ECR92PX**2	120 / 60	0.34	1800	16	UL, cUL, ATEX
ECR92P***2	120 / 60	0.34	1800	16	UL, cUL

## WIRING DIAGRAM

### Fixed speed operation



### Reversible operation

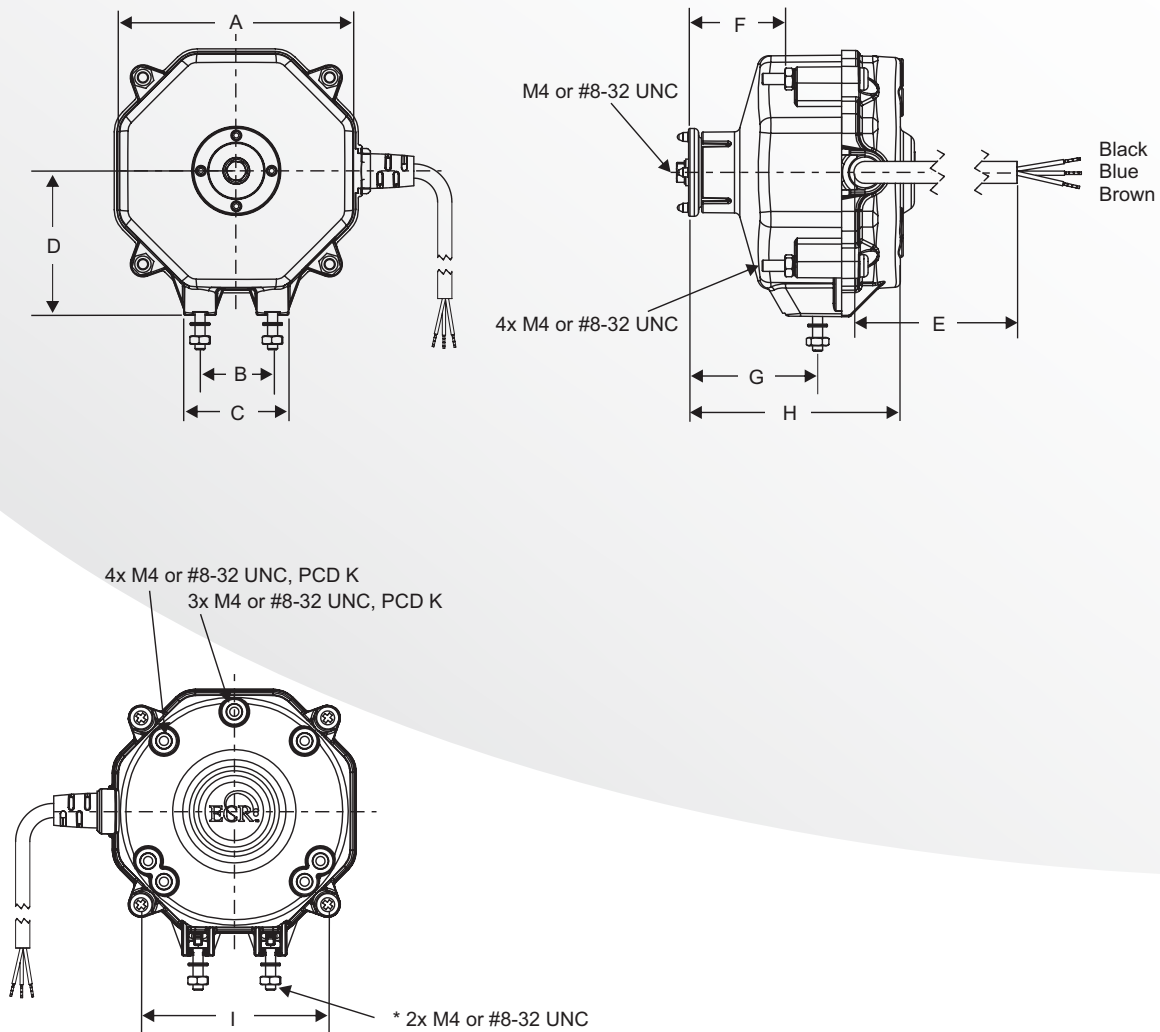


## OEM OPTIONS

- Custom cable and plug options
- Metric, imperial, or custom hardware
- Single speed, reversible, or timed-reverse options
- ATEX versions (Group2 Cat 3G)

## MOUNTING OPTIONS

- Rear Mount: insert provided where required M4 or #8/32
- Foot Mount: 2 studs (optional)
- Basket Mount: 4 studs
- Fan Mount: 4 stud impeller mount to suit imperial or metric impellers
- Fan Fixing: M4 or #8-32 screw with flat or dome washer on female shaft thread



Dimensions	A	B	C	D	E	F	G	H	I	K
mm	88	26	38	52	500	34.5	46	77	67	71.4
inches	3.46	1.02	1.50	2.05	19.68	1.36	1.81	3.03	2.64	2.81

\* 2x M4 or #8-32 UNC threaded bolts are not included but available upon request.

K screws maximum depth is 6mm (0.23 inches).

Black	Control lead
Blue	Neutral
Brown	Line / Phase

21 Arrenway Drive, Rosedale Auckland 0632, PO Box 302-533 North Harbour, Auckland 0751, New Zealand

P: +64 (9) 477 4500 E: [info@wdtl.com](mailto:info@wdtl.com) [www.wdtl.com](http://www.wdtl.com)